



DIGI



Investor presentation

Financial Results
for the year ended December 31, 2022



Disclaimer

By attending the meeting where this presentation is made, or by reading the presentation slides, you agree to be bound by the following limitations:

The information in this document has been prepared by Digi Communications N.V., (the "Company" or "DIGI") and solely for use during the presentation.

This presentation has been made to you solely for your information and background, the information contained herein may be incomplete or condensed and such information is subject to update, completion, revision and amendment and may change materially. No person is under any obligation to update or keep current the information contained in the presentation and these materials, and any opinions expressed in relation thereto, are subject to change without notice.

The industry, market and competitive position data contained in this presentation come from third party industry publications, studies and surveys believed to be reliable. However, there is no guarantee of the accuracy or completeness of such data.

This presentation does not purport to be comprehensive or to contain all of the information that an investor may require for a full analysis of the matters referred to herein. No representation or warranty (whether express or implied) is given in respect of any information in this presentation or that this presentation is suitable for the recipient's purposes. Any recipient hereof should seek its own legal, accounting and other relevant professional advice. Any liability, including in respect of direct, indirect or consequential loss or damage, of the Company (or any of its affiliates or controlling persons) relating to the information contained within this presentation is expressly excluded.

This presentation includes statements, estimates, opinions and projections with respect to anticipated future performance of the Company. Such forward-looking statements reflect current expectations based on the current business plan and various other assumptions and involve significant risks and uncertainties and should not be read as guarantees of future performance or results and will not necessarily be accurate indications of whether or not such results will be achieved. Such forward-looking statements only speak as at the date of this presentation and the Company is not under any obligation to update or revise such forward-looking statements to reflect new events or circumstances.

This presentation contains references to certain non-IFRS financial measures and operating measures. These supplemental measures should not be viewed in isolation or as alternatives to measures of the Company's financial condition, results of operations or cash flows as presented in accordance with IFRS in its consolidated financial statements. The non-IFRS financial and operating measures used by the Company may differ from, and not be comparable to, similarly titled measures used by other companies.

The delivery of this presentation does not imply that the information herein is correct as at any time subsequent to the date hereof and the Company has no obligation whatsoever to update any of the information or the conclusions contained herein or to correct any inaccuracies which may become apparent subsequent to the date hereof.

This presentation does not constitute or form part of, and should not be construed as, an offer to sell or issue, or the solicitation of an offer to purchase, subscribe to or acquire, securities, or an inducement to enter into investment activity in the United States or in any other jurisdiction in which such offer, solicitation, inducement or sale would be unlawful. No part of this presentation, nor the fact of its distribution, should form the basis of, or be relied on in connection with, any contract or commitment or investment decision whatsoever.

This disclaimer and the requirement for strict confidentiality shall apply without prejudice to any other confidentiality obligations to which you are subject.



Highlights Preliminary Results FY 2022



Sustained financial performance and successful results reflected in revenue and EBITDAaL

Group



REVENUES
and other income

+18%

EUR 1.5 billion group consolidated Revenues and other income
(+9% Q4 2022 vs Q4 2021)

RGU

+15%

RGU YoY increase up to 20.8 million
+2.8 million RGUs FY22/FY21

EBITDAaL

+6%

EUR 420.3 million



Romania

RGU

+10 %

CATV: 5.4 million RGU (+6% YOY)
Internet: 4.2 million RGU (+11% YoY)
Mobile: 4.9 million RGU (+18% YoY)



Spain




RGU

+36 %

Mobile: 3.8 million RGU (+28% YoY)
Fixed: 1.1 million RGU (+74% YoY)



Group overview

| 'Mil € December 31, 2022 |  Romania |  Spain |  Italy and Group Operations ⁽²⁾ | Total ⁴ |
|-----------------------------|--|--|---|--------------------|
| | Revenues ³ | € 968.7 m | € 501.0 m | € 27.7 m |
| Other income | € 24.1 m | - | - | € 24.1 m |
| EBITDAaL ¹ | 364.4 | 63.1 | (7.2) | 420.3 |
| RGUs(000) | # 15,502 | # 4,918 | # 362 | # 20,782 |

Source: Company data

¹ EBITDAaL stands for Earnings Before Interest, Taxes, Depreciation, Amortisation and after leases;

² In this Report, unless otherwise stated, as part of our "Other" segment we only present the results of our Italian operations, for revenue, and the results of our Italian, Dutch and Portuguese operations for operating expenses;

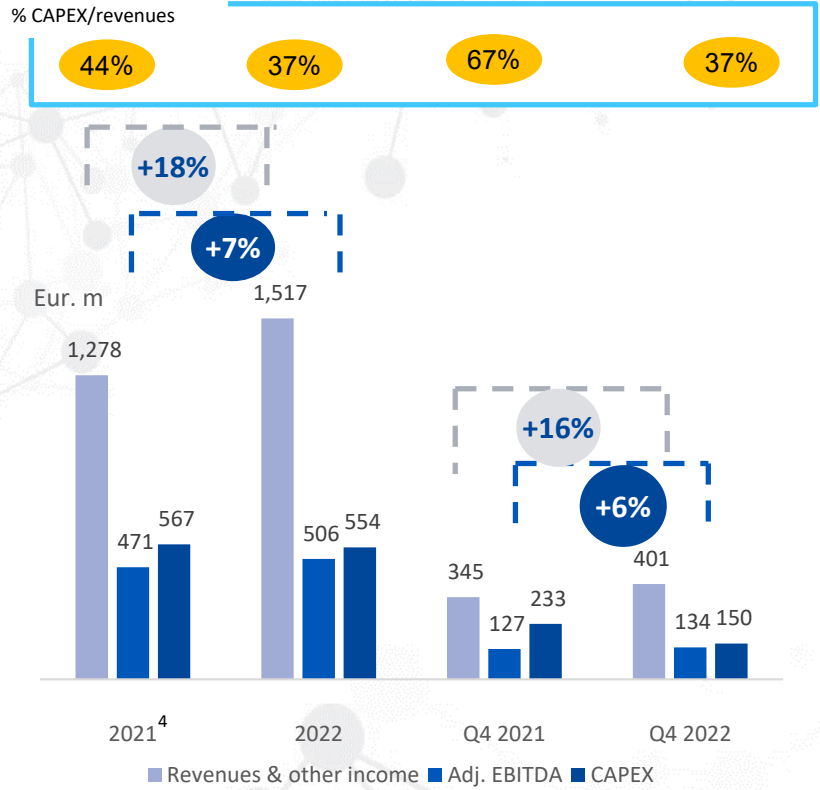
³ Revenues per country include intersegment revenues in total amount of EUR 4.5 million for 2022;

⁴ Total Group revenues excluding intersegment revenues.

DIGI

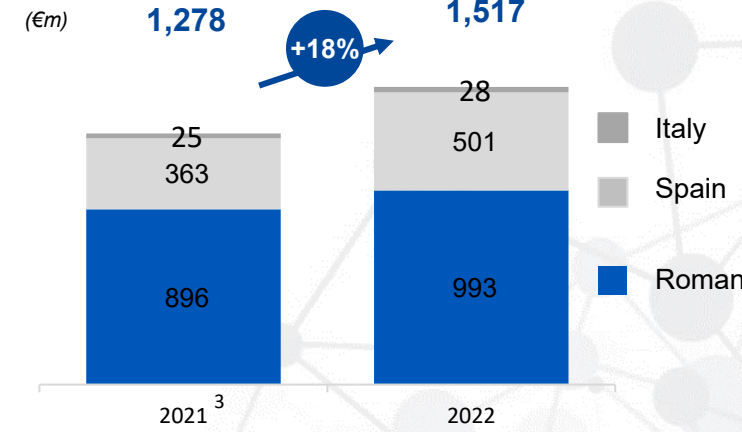
Financial highlights

Evolution

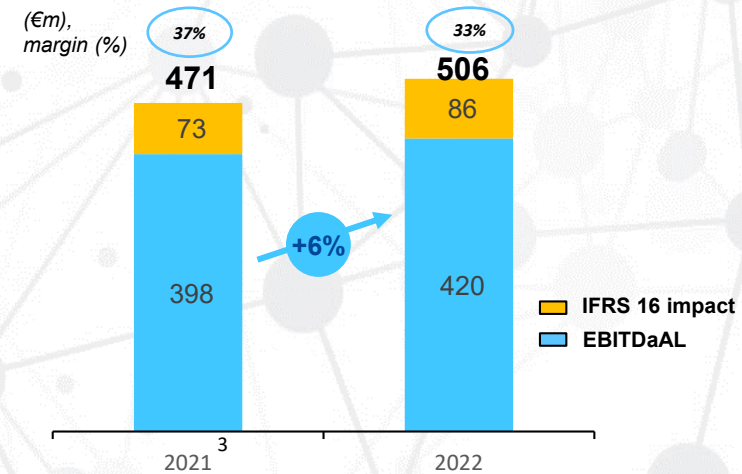


YOY

Group revenue and other income²



Group adjusted EBITDA¹



Key considerations

- Revenues and other income up 18.3% based on strong customer growth in Spain and Romania
- Sales in Spain grew by 38% while Romania grew by more than 11% (including revenues from subvention related to electricity supply)
- EBITDAaL increased by 6% YoY amid certain inflationary pressures and cost associated to expansion to new territories (Adjusted EBITDA increased by 7.4%).

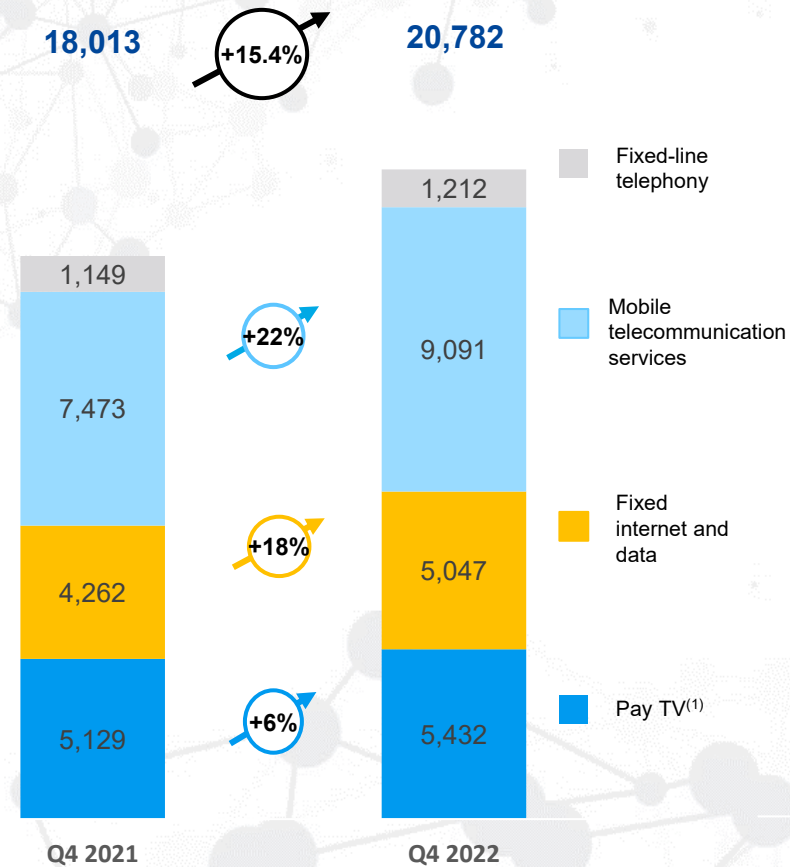
Source: Company data

¹ Adjusted EBITDA is defined as EBITDA adjusted for the effect of extraordinary or one-off/non-recurring items.
² Revenues per country include intersegment revenues in total amount of EUR 4.5 million for 2022..
³ Continuing operations.
⁴ Capex for 2021 contains Hungarian operations.

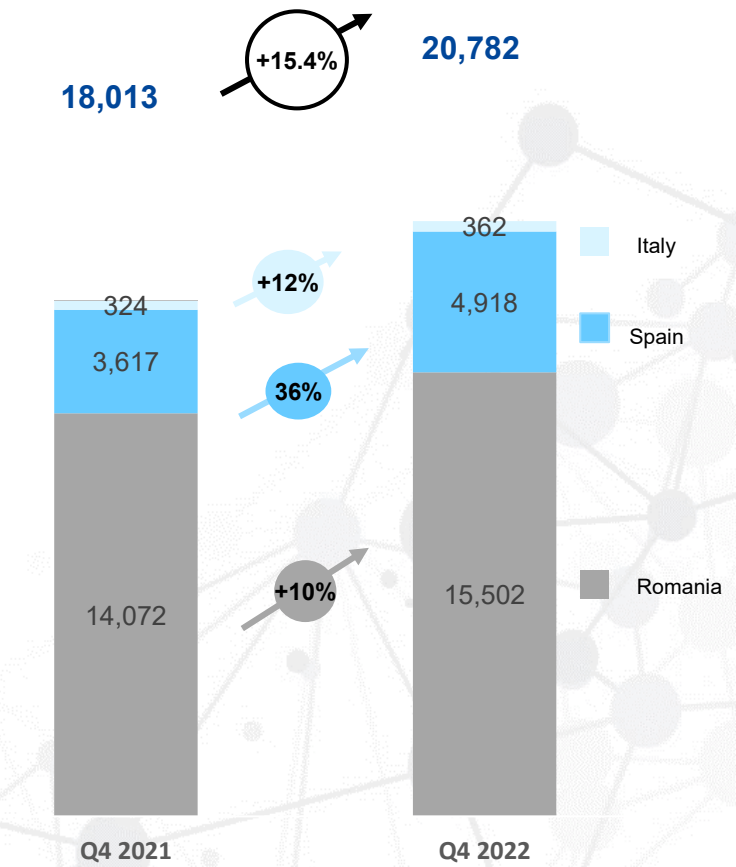


Outstanding growth for Group's RGUs

RGUs² ('000) per business line



RGUs ('000) per country



Key considerations

- Strong organic RGU growth in fixed and mobile services in Romania
- Spain growth on all business segments

¹ Includes cable TV and DTH RGUs
² Continuing operations.



Group Financial Profile

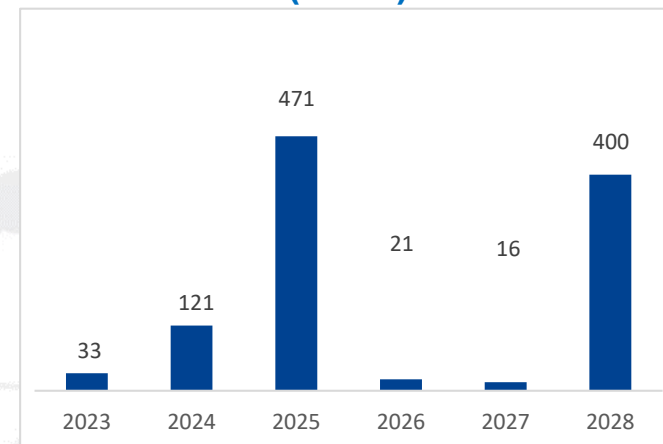
Financial liabilities as of December 31, 2022¹

| Facility | Amount (Mil €) |
|---|-------------------|
| Senior Secured Notes | 850.0 |
| 2021 Senior Facility (term loan & revolver) | 212.0 |
| Financial leases | 32.8 |
| Other long term debt | 120.7 |
| Other short term debt | 53.1 |
| Total gross debt | 1,268.6 |
| Cash on BS | 261.4 |
| Total net debt | 1,007.2 |

¹ Indebtedness as per Notes requirements. As per the Notes Covenants, debt is presented under IFRS available at the signing date, therefore excludes IFRS 16 implications.

² The Net Leverage and Gross Leverage are computed using EBITDA as per the Notes Covenants, under IFRS excluding IFRS 16 implications. Covenant's computation for the Net Leverage from the Senior Secured Notes uses EBITDA adjusted as per Indenture requirements, which is different from the Adjusted EBITDA in this presentation.

Maturity profile Long term loans & Notes (Mil €)



Leverage²



2021

2022

— Gross Leverage

— Net Leverage



DIGI

Q&A



Contact

You can find us on:

Web: www.digi-communications.ro

Email: investor.relations@digi-communications.ro