DIGI

Investor Presentation

Preliminary financial results for the period ended September 30, 2026

Disclaimer

By attending the meeting where this presentation is made, or by reading the presentation slides, you agree to be bound by the following limitations:

The information in this document has been prepared by **Digi Communications N.V.**, (the "Company" or "**DIGI**") and solely for use during the presentation.

This presentation has been made to you solely for your information and background, the information contained herein may be incomplete or condensed and such information is subject to update, completion, revision and amendment and may change materially. No person is under any obligation to update or keep current the information contained in the presentation and these materials, and any opinions expressed in relation thereto, are subject to change without notice.

The industry, market and competitive position data contained in this presentation come from third party industry publications, studies and surveys believed to be reliable. However, there is no guarantee of the accuracy or completeness of such data.

This presentation does not purport to be comprehensive or to contain all of the information that an investor may require for a full analysis of the matters referred to herein. No representation or warranty (whether express or implied) is given in respect of any information in this presentation or that this presentation is suitable for the recipient's purposes. Any recipient hereof should seek its own legal, accounting and other relevant professional advice. Any liability, including in respect of direct, indirect or consequential loss or damage, of the Company (or any of its affiliates or controlling persons) relating to the information contained within this presentation is expressly excluded.

This presentation includes statements, estimates, opinions and projections with respect to anticipated future performance of the Company. Such forward-looking statements reflect current expectations based on the current business plan and various other assumptions and involve significant risks and uncertainties and should not be read as guarantees of future performance or results and will not necessarily be accurate indications of whether or not such results will be achieved. Such forward-looking statements only speak as at the date of this presentation and the Company is not under any obligation to update or revise such forward-looking statements to reflect new events or circumstances.

This presentation contains references to certain non-IFRS financial measures and operating measures. These supplemental measures should not be viewed in isolation or as alternatives to measures of the Company's financial condition, results of operations or cash flows as presented in accordance with IFRS in its consolidated financial statements. The non-IFRS financial and operating measures used by the Company may differ from, and not be comparable to, similarly titled measures used by other companies.

The delivery of this presentation does not imply that the information herein is correct as at any time subsequent to the date hereof and the Company has no obligation whatsoever to update any of the information or the conclusions contained herein or to correct any inaccuracies which may become apparent subsequent to the date hereof.

This presentation does not constitute or form part of, and should not be construed as, an offer to sell or issue, or the solicitation of an offer to purchase, subscribe to or acquire, securities, or an inducement to enter into investment activity in the United States or in any other jurisdiction in which such offer, solicitation, inducement or sale would be unlawful. No part of this presentation, nor the fact of its distribution, should form the basis of, or be relied on in connection with, any contract or commitment or investment decision whatsoever.

This disclaimer and the requirement for strict confidentiality shall apply without prejudice to any other confidentiality obligations to which you are subject.

9M 2026 Preliminary Results overview



Revenue
and other income excluding extraordinary sale of assets

11%

€ 1.8 bn (€ 1.6 bn in (9M 2025)[1]



RGU

14%

YoY increase up to **35.1 m**
(+ 4.2 m RGUs Sept 2026/ Sept 2025)



EBITDA
ex. operating leases

21%

€ 527.6 million (€ 435.1 million in Q3 2025)



Romania RGU +9%

Mobile: 8.8m RGU (+ 21% YoY); #1 operator in the market[2]
Pay TV: 6.1m RGU (+ 1% YoY)
Broadband: 5.3m RGU (+ 4% YoY)



Spain RGU +22%

Mobile: 8.3m RGU (+ 18% YoY)
Broadband: 3.1m RGU (+ 27% YoY)
Fixed telephony: 1.0m RGU (+ 24% YoY)

For further detail on Spain, please refer to **DIGI Spain's** Q3 2026 results presentation and dedicated results call. We are also happy to address questions on Spain during the Group Q&A.

Note: 1) The amount excludes the non-recurring gain arising from the sale of Digi Spain's Fiber-to-the-Home (FTTH) network (Q3 2026: EUR 19.9 million; Q3 2025: EUR 41.7 million)
2) According to 2025 ANCOM Report

Continued strategy execution in Q3 2026



Sustained RGU growth across core markets

- We continued the outstanding growth in Spain
- Sustained the very good growth results in Romania, Italy and Portugal
  - Romania RGUs +9%
  - Spain RGUs +22%
  - Italy RGUs +4%
  - Portugal RGUs +27%



Continued network expansion

- **Romania:** expanding the mobile network; rolling out equipment to service the newly acquired frequencies and increase in the 5G footprint
- **Spain:** continued development of fixed and mobile networks
- **Portugal:** consolidating the mobile and fixed infrastructures



Second year of Portugal and Belgium

- Solid RGU results reported for the second year from the launch:
  - **Portugal RGUs** 1,029k
  - **Belgium RGUs** 128k

DIGI

Q3 2026 Market highlights

(€m) September 30, 2026	Romania	Spain	Portugal	Italy, UK, NL and excluding intersegment	Total[1]
Revenues and other income[2]	€ 336.3	€ 275.1	€ 19.7	€ 7.4	**€ 638.5**
Adjusted EBITDA ex. operating leases[3]	€ 158.5	€ 56.3	€ (14.9)	€ (2.8)	**€ 197.2**
YoY %	*+29.9%*	*+3.3%*	*+21.1%*	n/a	***+25.6%***
RGUs ('000)	# 20,867	# 12,648	# 1,029	# 596	**# 35,140**

Source: Company data
Notes:
1)Total Group revenues excluding intersegment revenues;
2) Revenues per country include intersegment revenues in total amount of EUR 1.7 million for Q3 2026, as well as the non-recurring gain resulting from the sale of assets (Q3 2026: EUR 5.0 million; Q3 2025: EUR 10.6 million);
3) Adjusted EBITDA ex. operating leases is computed as Adjusted EBITDA decreased by the rental expense recognized in line with IFRS as in effect at 31 December 2018

Q3 2026 Financial highlights

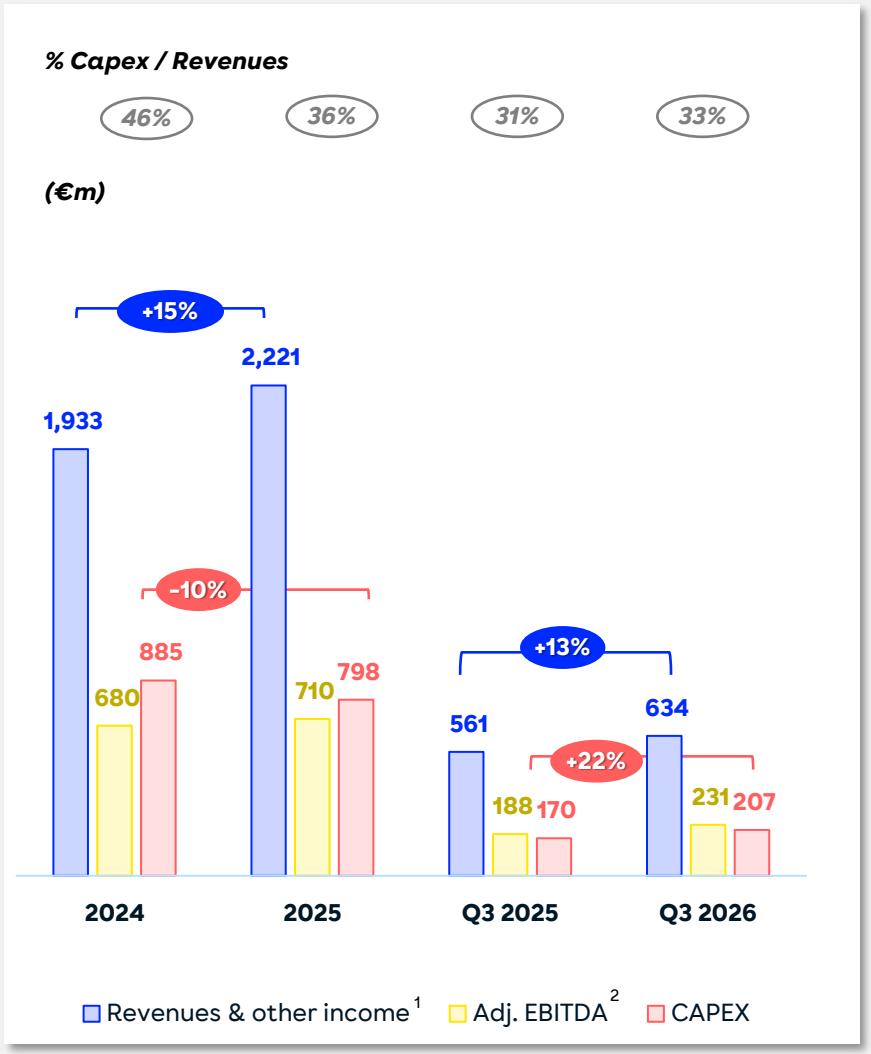

Group Revenues and other income (€m)[3]

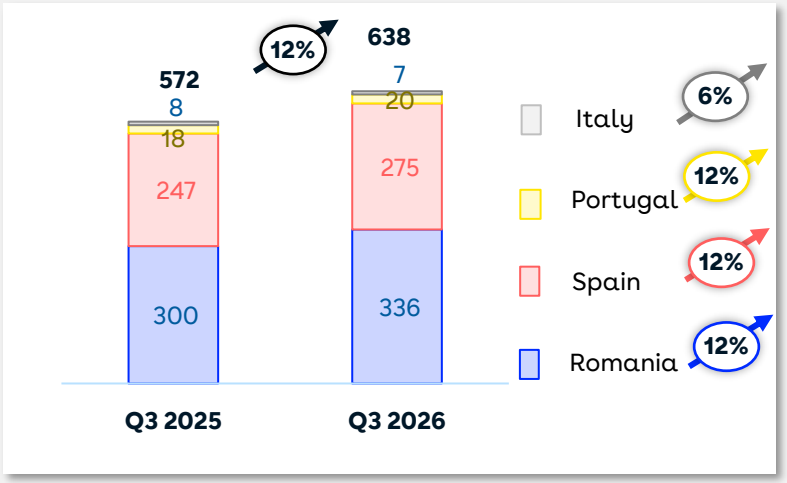

Group adjusted EBITDA (€m)[1] and margin (%)

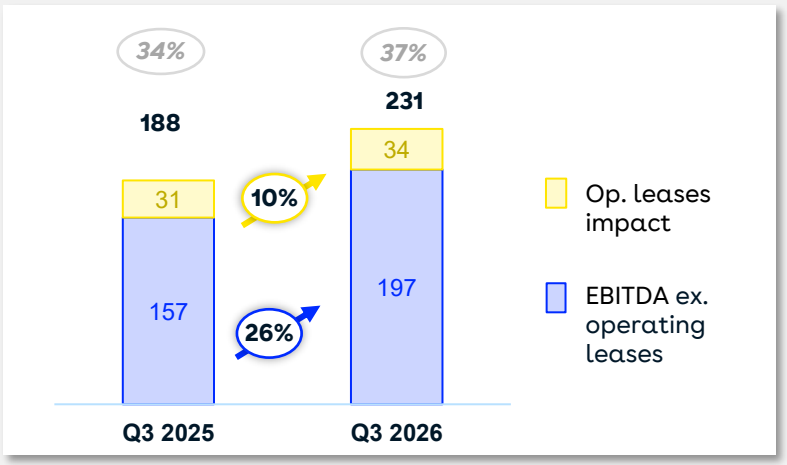

Key considerations

- **Revenues and other income** up 12% based on strong customer growth in Spain and Romania. While the revenues in Spain grew by 12% and in Romania grew by 12%.
- **EBITDA ex. operating leases** increased by 26% YoY primarily strong operation gains and price increases in Romania.
- **CAPEX amounting** to EUR 207 million (170 million in Q3 2025) represents the group's commitments to invest in Spain, Romania, Portugal and UK.

Source: Company data
Notes: 1) Revenues per country include intersegment revenues in total amount of EUR 1.7 million for Q3 2026, excluding extraordinary sales of assets.;
2) Adjusted EBITDA is defined as EBITDA adjusted for the effect of extraordinary or one-off/non-recurring items.
3) Revenues per country include intersegment revenues in total amount of EUR 1.7 million for Q3 2026.

Q3 2026 RGU growth

RGUs ('000) per business line

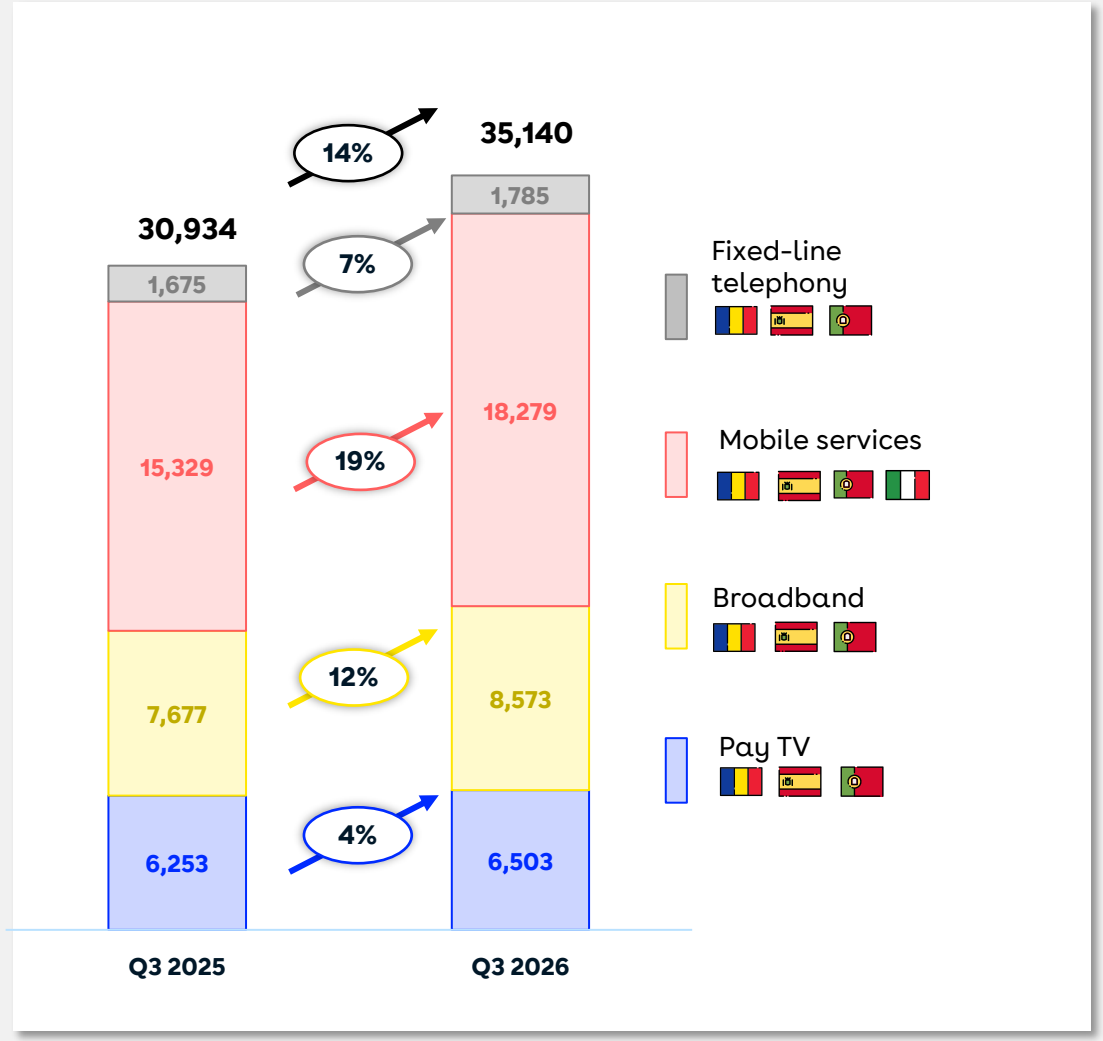

RGUs ('000) per market

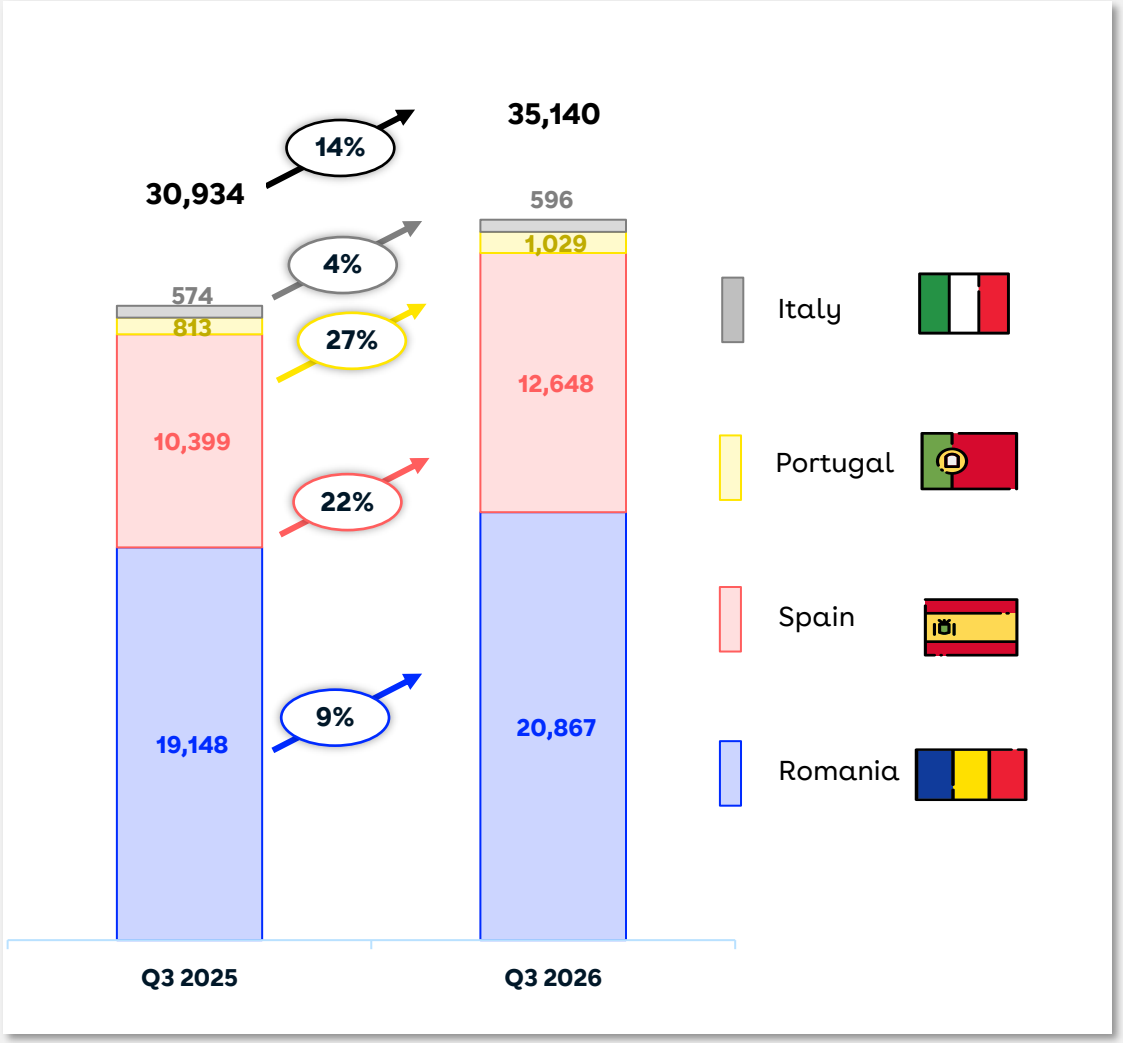

DIGI

Portability Q3 2026

Romania

+529,332 mobile portability
Jan-Sept 2026



Spain

+1,151,102 mobile portability Jan-Sept 2026;
Net portability gain **480,896**
+204,376 fixed portability Jan-Sept 2026;
Net portability gain **164,139**



DIGI

Q3 2026 Financial profile

Financial liabilities as of September 30, 2026[1]

Facility	Amount (€m)
Senior Secured Notes	600.0
Senior Facility	817.0
Export Credit Arrangements (ECA)	157.7
Financial leases	55.8
Other long-term debt	187.6
Other short-term debt	125.0
Total gross debt	**1,943.1**
Cash on BS	108.4
Total net debt	**1,834.7**

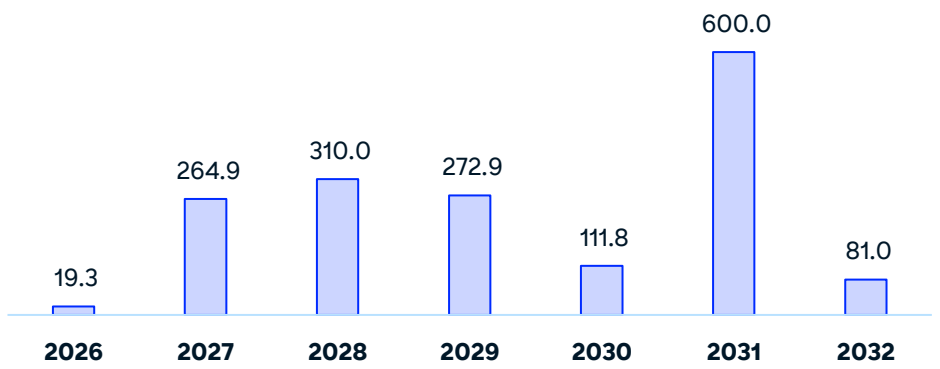

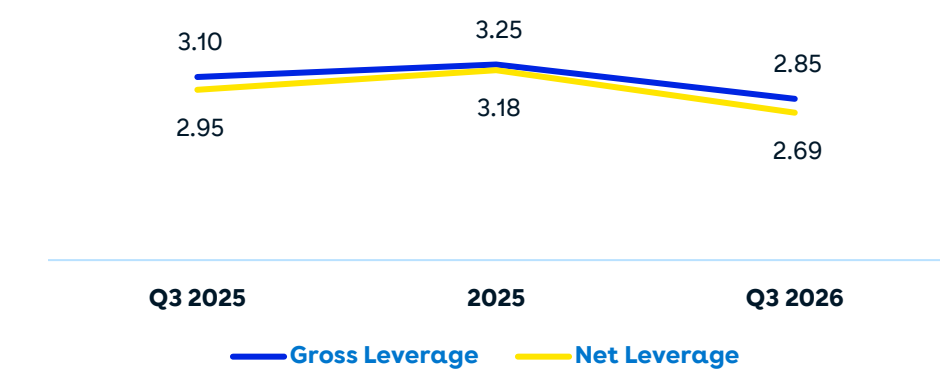

Notes: 1) Indebtedness as per Notes requirements. As per the Notes Covenants, debt is presented under IFRS available at the signing date, therefore ex. operating leases implications and long-term payables for spectrum licenses;
2) The Net Leverage and Gross Leverage are computed using EBITDA ex-operating leases as per the Notes Covenants. Covenant's computation for the Net Leverage from the Senior Secured Notes uses EBITDA adjusted as per Indenture requirements, which is different from the Adjusted EBITDA in this presentation.

2026 Prospects

Continuous growth in core markets



Romania

In **Romania**, we continue to improve mobile network performance and enhance the overall customer experience.

We show a very strong performance on mobile services, while maintaining a strong and stable position in fixed services.

Our strategy is firmly centered around the customer, with a clear focus on both quality and affordability.

We remain committed to delivering reliable, high-performance connectivity at competitive prices.



Spain

Spain remains DIGI's primary growth engine, driven by the three-pillar strategy, continued network expansion, strong subscriber growth, and a sharp focus on operational efficiency to reinforce its market position.

In 2025, DIGI Spain started benefiting from the transition from a mobile virtual network operator (MVNO) to a mobile network operator (MNO), marking a significant step forward in its long-term development.

In Q3 2026, Digi Spain maintains a strong commercial performance, confirming that it is on track to achieve its guidance.

New markets launched



Portugal, Belgium and UK

The priority for **Portugal** continues to be the expansion of its customer base, the improvement of the

customer experience, and the integration of Nowo, to unlock synergies, ensuring

a stronger market position and sustainable growth.

In **Belgium**, DIGI will continue network expansion and customer growth.

In **UK** the focus remains on the

roll-out of fiber optic network and on customer traction.

Q&A

DIGI

Contact

Investor Relations Department

investor.relations@digi-communications.ro

www.digi-communications.ro